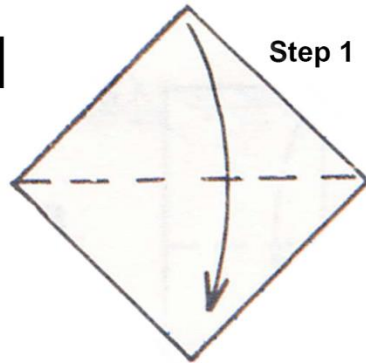
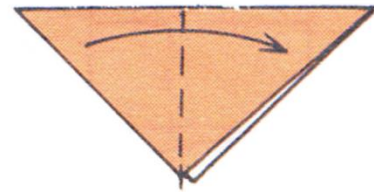


## Four-pointed star

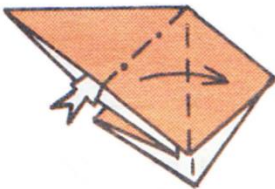


Step 1



Step 2

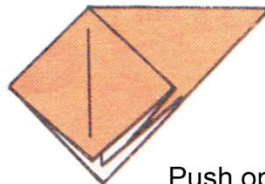
Step 5



Flip to the other side

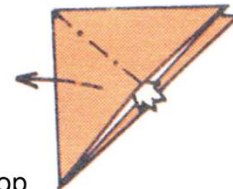


Step 4



Push open the top flap in the direction of the arrow

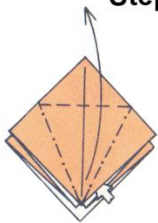
Step 3



Step 6

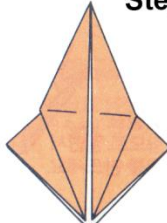


Step 7



Push open the top flap up, keeping the bottom corners down. The edges should be along the centre

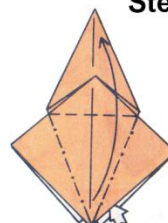
Step 8



Flip to the other side

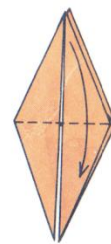


Step 9



Repeat the same process as steps 7 & 8

Step 10

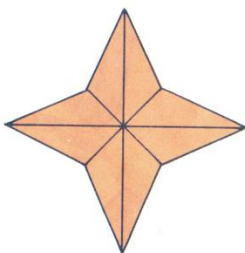


Flip to the other side

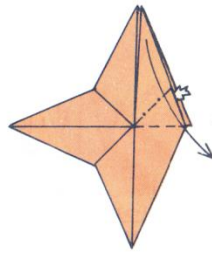


and rotate it 180 degrees

Complete!



Step 12



Push open the flaps in the direction of the arrows respectively

Step 11

